

**ASOCIACIÓN DE EMPRESAS CONSULTORAS DE  
INGENIERÍA DE CHILE, A.G.**

*Índice de Actividad*  
**SECTOR INGENIERÍA DE CONSULTA**  
*Primer Trimestre 2007*



*RCB – 23/04/07*

---

**Tabla N° 1: Indicador de horas trabajadas en empresas de ingeniería de consulta**

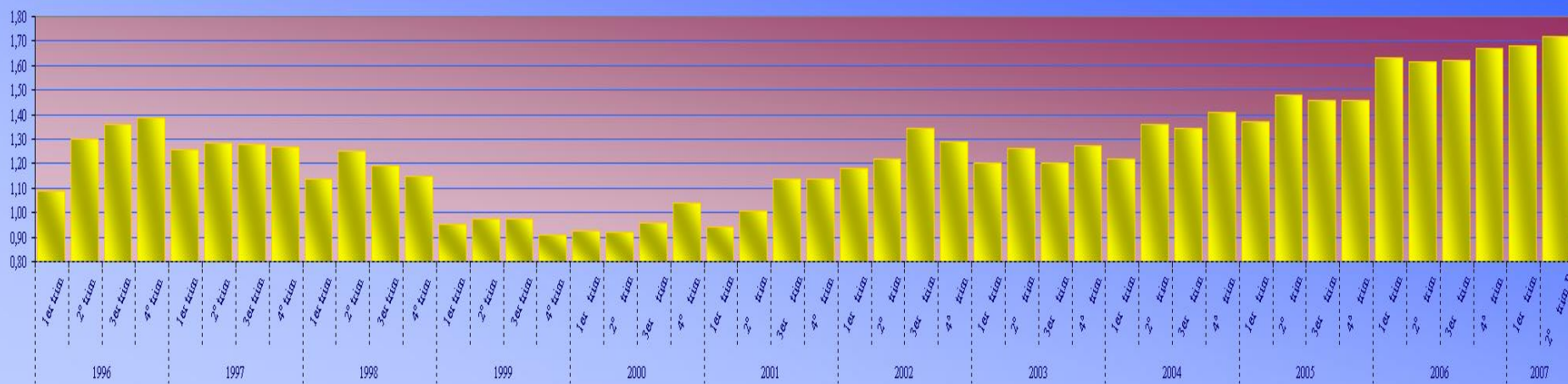
Índice Actividad HH  
Años: 2000 - 2001 - 2002 - 2003 - 2004 - 2005 - 2006 - 2007

Muestra de 21 empresas

| Sector       | Año Base | 1992     |         |          |         | 2000     |         |          |         | 2001     |         |          |         | 2002     |         |          |         | 2003     |         |          |         | 2004     |         |          |         | 2005     |         |          |         | 2006     |           |       |  | 2007 |  |
|--------------|----------|----------|---------|----------|---------|----------|---------|----------|---------|----------|---------|----------|---------|----------|---------|----------|---------|----------|---------|----------|---------|----------|---------|----------|---------|----------|---------|----------|---------|----------|-----------|-------|--|------|--|
|              |          | 1er trim | 2° trim | 3er trim | 4° trim | 1er trim | 2° trim | 3er trim | 4° trim | 1er trim | 2° trim | 3er trim | 4° trim | 1er trim | 2° trim | 3er trim | 4° trim | 1er trim | 2° trim | 3er trim | 4° trim | 1er trim | 2° trim | 3er trim | 4° trim | 1er trim | 2° trim | 3er trim | 4° trim | 1er trim | 2° trim P |       |  |      |  |
| Estudios     | Público  | 1,000    | 1,186   | 1,575    | 1,836   | 2,129    | 1,882   | 1,739    | 1,738   | 1,403    | 1,157   | 0,934    | 1,040   | 1,045    | 0,684   | 0,718    | 0,895   | 1,067    | 0,476   | 0,396    | 0,357   | 0,397    | 0,408   | 0,412    | 0,434   | 0,471    | 0,692   | 0,741    | 0,662   | 0,824    | 0,769     |       |  |      |  |
|              | Privado  | 1,000    | 0,576   | 0,905    | 0,822   | 0,724    | 0,750   | 0,889    | 0,894   | 0,542    | 0,617   | 0,963    | 1,118   | 0,867    | 0,649   | 0,608    | 0,635   | 0,681    | 0,639   | 0,802    | 1,047   | 1,087    | 0,952   | 1,119    | 1,077   | 1,410    | 1,794   | 1,625    | 1,299   | 1,265    | 1,276     |       |  |      |  |
| Proyectos    | Público  | 1,000    | 1,398   | 1,485    | 1,320   | 1,229    | 1,389   | 1,624    | 1,740   | 1,829    | 2,257   | 2,235    | 2,288   | 1,656    | 1,163   | 1,097    | 0,754   | 0,673    | 0,572   | 0,500    | 0,449   | 0,507    | 0,476   | 0,360    | 0,462   | 0,319    | 0,525   | 0,566    | 0,488   | 0,369    | 0,429     |       |  |      |  |
|              | Privado  | 1,000    | 0,761   | 0,678    | 0,865   | 0,968    | 0,805   | 0,868    | 1,057   | 1,145    | 1,062   | 1,122    | 1,201   | 1,263    | 1,296   | 1,299    | 1,162   | 1,221    | 1,054   | 1,299    | 1,416   | 1,578    | 1,562   | 1,734    | 1,711   | 1,485    | 1,689   | 1,710    | 1,678   | 1,543    | 1,516     |       |  |      |  |
| Inspecciones | Público  | 1,000    | 2,118   | 2,093    | 1,706   | 1,867    | 1,896   | 2,104    | 2,250   | 2,086    | 2,044   | 1,932    | 1,785   | 1,617    | 1,506   | 2,028    | 2,196   | 2,303    | 2,455   | 2,267    | 1,868   | 2,272    | 2,251   | 2,196    | 2,173   | 2,642    | 2,915   | 2,806    | 2,731   | 2,704    | 2,253     |       |  |      |  |
|              | Privado  | 1,000    | 0,688   | 0,636    | 0,646   | 0,747    | 0,620   | 0,561    | 0,664   | 0,698    | 0,898   | 0,903    | 1,236   | 1,271    | 1,171   | 1,236    | 1,250   | 1,372    | 1,528   | 1,688    | 1,494   | 1,270    | 1,198   | 1,314    | 1,261   | 1,414    | 1,400   | 1,392    | 1,647   | 2,148    | 2,399     |       |  |      |  |
| Subtotales   | Público  | 1,000    | 1,720   | 1,793    | 1,578   | 1,662    | 1,704   | 1,874    | 1,988   | 1,896    | 2,003   | 1,910    | 1,873   | 1,553    | 1,264   | 1,499    | 1,475   | 1,520    | 1,476   | 1,346    | 1,127   | 1,351    | 1,331   | 1,261    | 1,291   | 1,470    | 1,711   | 1,680    | 1,603   | 1,568    | 1,363     |       |  |      |  |
|              | Privado  | 1,000    | 0,717   | 0,691    | 0,792   | 0,872    | 0,741   | 0,775    | 0,916   | 0,937    | 0,960   | 1,036    | 1,203   | 1,221    | 1,184   | 1,201    | 1,129   | 1,207    | 1,154   | 1,363    | 1,399   | 1,426    | 1,379   | 1,534    | 1,499   | 1,454    | 1,611   | 1,601    | 1,626   | 1,700    | 1,763     |       |  |      |  |
| <b>Total</b> |          | 1,000    | 0,926   | 0,921    | 0,956   | 1,037    | 0,942   | 1,004    | 1,140   | 1,137    | 1,178   | 1,218    | 1,342   | 1,290    | 1,201   | 1,263    | 1,201   | 1,272    | 1,221   | 1,360    | 1,342   | 1,411    | 1,369   | 1,477    | 1,456   | 1,458    | 1,632   | 1,618    | 1,621   | 1,672    | 1,680     | 1,717 |  |      |  |

**Gráfico 1**

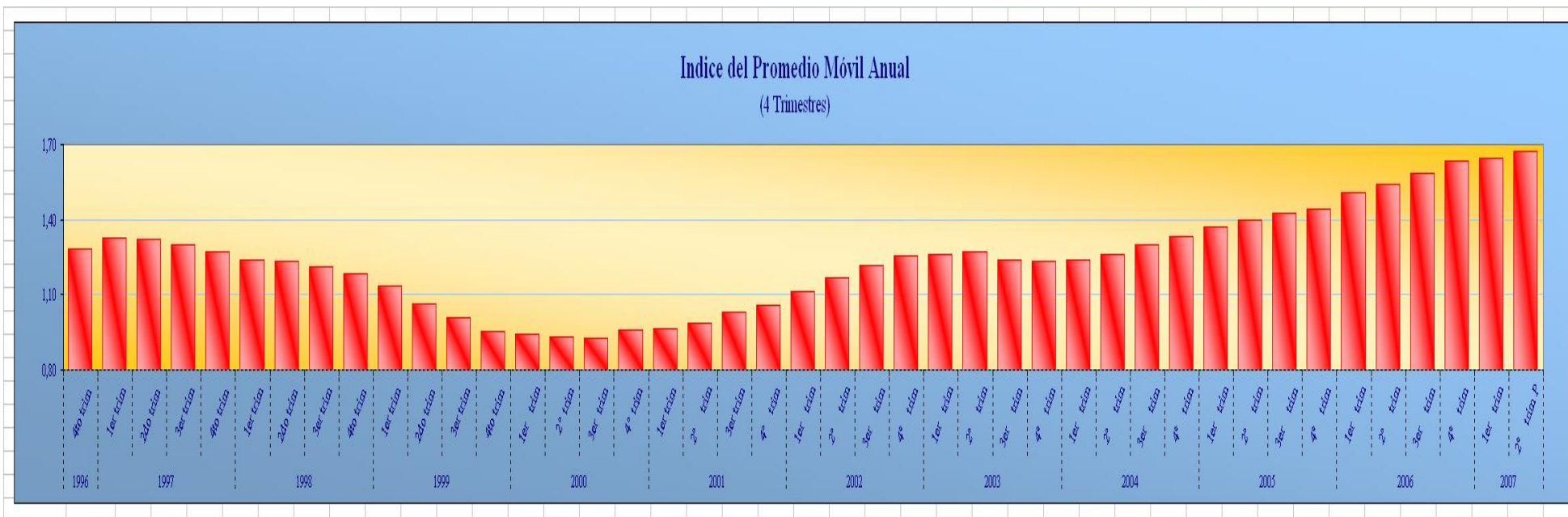
**Índice de Actividad Trimestral**



**Índice del Promedio Móvil Anual**

(4 trimestres, Año 1992=1000)

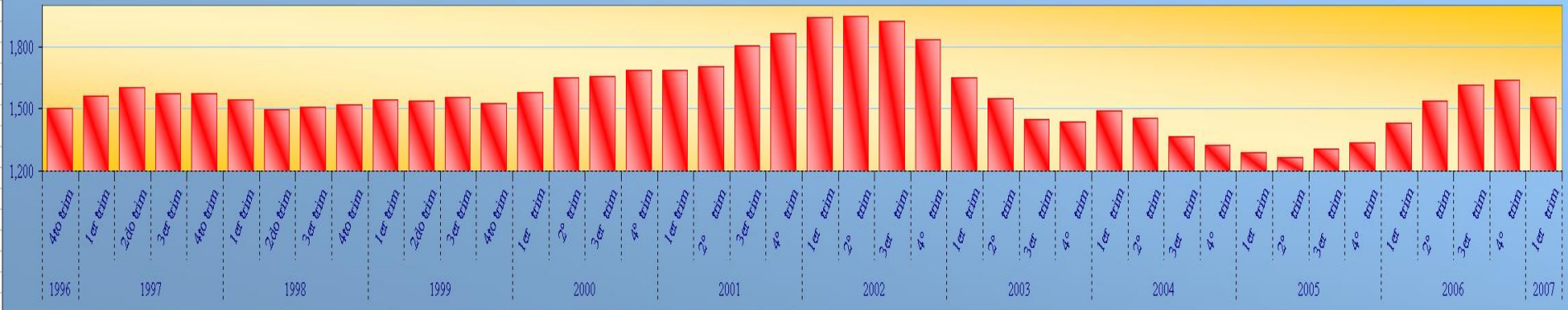
| Sector       | Subsector | 1996     | 2000     |         |          |         | 2001     |         |          |         | 2002     |         |          |         | 2003     |         |          |         | 2004     |         |          |         | 2005     |         |          |         | 2006     |         |          |         | 2007     |           |
|--------------|-----------|----------|----------|---------|----------|---------|----------|---------|----------|---------|----------|---------|----------|---------|----------|---------|----------|---------|----------|---------|----------|---------|----------|---------|----------|---------|----------|---------|----------|---------|----------|-----------|
|              |           | 4to trim | 1er trim | 2º trim | 3er trim | 4º trim | 1er trim | 2º trim | 3er trim | 4º trim | 1er trim | 2º trim | 3er trim | 4º trim | 1er trim | 2º trim | 3er trim | 4º trim | 1er trim | 2º trim | 3er trim | 4º trim | 1er trim | 2º trim | 3er trim | 4º trim | 1er trim | 2º trim | 3er trim | 4º trim | 1er trim | 2º trim P |
| Estudios     | Público   | 0,777    | 1,339    | 1,394   | 1,498    | 1,681   | 1,855    | 1,896   | 1,872    | 1,690   | 1,509    | 1,308   | 1,133    | 1,044   | 0,926    | 0,872   | 0,836    | 0,841   | 0,789    | 0,709   | 0,574    | 0,407   | 0,389    | 0,393   | 0,413    | 0,431   | 0,502    | 0,585   | 0,642    | 0,730   | 0,749    |           |
|              | Privado   | 0,798    | 0,730    | 0,742   | 0,746    | 0,757   | 0,800    | 0,796   | 0,814    | 0,769   | 0,736    | 0,754   | 0,810    | 0,891   | 0,899    | 0,810   | 0,690    | 0,643   | 0,641    | 0,689   | 0,792    | 0,894   | 0,972    | 1,051   | 1,039    | 1,139   | 1,330    | 1,477   | 1,532    | 1,496   | 1,366    |           |
| Proyectos    | Público   | 1,729    | 1,190    | 1,319   | 1,365    | 1,358   | 1,356    | 1,391   | 1,496    | 1,646   | 1,863    | 2,015   | 2,152    | 2,109   | 1,835    | 1,551   | 1,167    | 0,922   | 0,774    | 0,625   | 0,549    | 0,507   | 0,483    | 0,448   | 0,451    | 0,404   | 0,416    | 0,468   | 0,474    | 0,487   | 0,463    |           |
|              | Privado   | 1,415    | 0,779    | 0,745   | 0,758    | 0,818   | 0,829    | 0,877   | 0,925    | 0,969   | 1,033    | 1,097   | 1,133    | 1,162   | 1,221    | 1,265   | 1,255    | 1,244   | 1,184    | 1,184   | 1,248    | 1,337   | 1,464    | 1,573   | 1,646    | 1,623   | 1,655    | 1,649   | 1,641    | 1,655   | 1,612    |           |
| Inspecciones | Público   | 1,530    | 1,942    | 1,984   | 1,926    | 1,946   | 1,890    | 1,893   | 2,029    | 2,084   | 2,121    | 2,078   | 1,961    | 1,844   | 1,710    | 1,734   | 1,837    | 2,008   | 2,246    | 2,306   | 2,223    | 2,216   | 2,165    | 2,147   | 2,223    | 2,316   | 2,481    | 2,634   | 2,773    | 2,789   | 2,623    |           |
|              | Privado   | 1,035    | 0,795    | 0,735   | 0,690    | 0,679   | 0,663    | 0,644   | 0,648    | 0,636   | 0,705    | 0,791   | 0,934    | 1,077   | 1,145    | 1,229   | 1,232    | 1,257   | 1,346    | 1,459   | 1,520    | 1,495   | 1,412    | 1,319   | 1,261    | 1,297   | 1,347    | 1,367   | 1,463    | 1,647   | 1,897    |           |
| Subtotales   | Público   | 1,502    | 1,576    | 1,653   | 1,656    | 1,688   | 1,684    | 1,704   | 1,807    | 1,865   | 1,940    | 1,949   | 1,920    | 1,835   | 1,630    | 1,547   | 1,448    | 1,440   | 1,493    | 1,454   | 1,367    | 1,325   | 1,289    | 1,267   | 1,308    | 1,338   | 1,433    | 1,538   | 1,616    | 1,641   | 1,554    |           |
|              | Privado   | 1,226    | 0,778    | 0,742   | 0,735    | 0,768   | 0,774    | 0,795   | 0,826    | 0,842   | 0,897    | 0,963   | 1,034    | 1,105   | 1,161    | 1,202   | 1,184    | 1,180   | 1,173    | 1,213   | 1,281    | 1,336   | 1,392    | 1,434   | 1,460    | 1,467   | 1,525    | 1,541   | 1,573    | 1,634   | 1,672    |           |
| Total        |           | 1,284    | 0,945    | 0,932   | 0,927    | 0,960   | 0,964    | 0,985   | 1,031    | 1,056   | 1,115    | 1,168   | 1,219    | 1,257   | 1,263    | 1,274   | 1,239    | 1,234   | 1,239    | 1,264   | 1,299    | 1,333   | 1,370    | 1,400   | 1,428    | 1,440   | 1,505    | 1,541   | 1,582    | 1,636   | 1,648    | 1,672     |

**Gráfico 2**


Indice del Promedio Móvil Anual

Sector Público

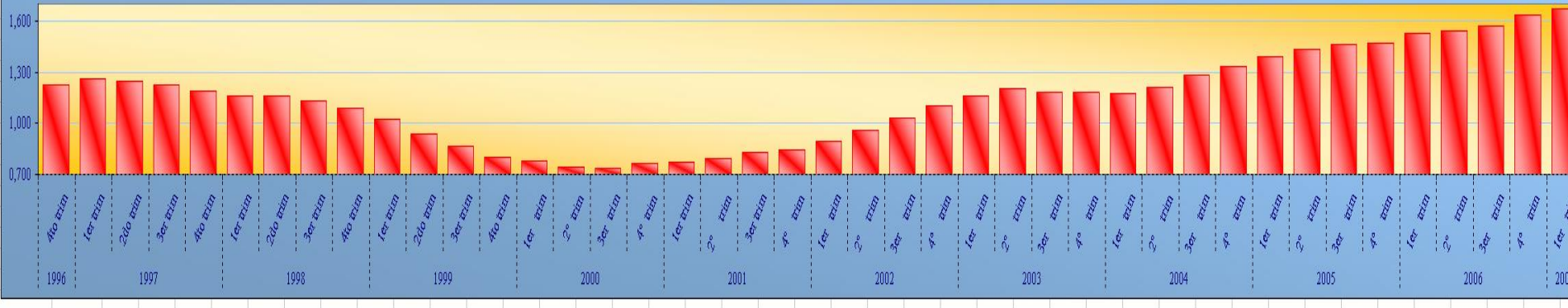
(4 Trimestres)



Indice del Promedio Móvil Anual

Sector Privado

(4 Trimestres)



**Nota: el Sector Privado incluye las horas hombre contratadas por privados y también empresas autónomas del Estado, incluyendo Codelco, Enap, Enami, EFE, empresas sanitarias privatizadas y otras.**

**Índice de Actividad Primer Trimestre 2007**  
**por Áreas Económicas**

(Año Base 1992=1000)

| Áreas Económicas                              | Estudios       |                | Proyectos      |                | Inspecciones   |                | Total | Proyección<br>2° Trim 2007 |
|-----------------------------------------------|----------------|----------------|----------------|----------------|----------------|----------------|-------|----------------------------|
|                                               | Sector Público | Sector Privado | Sector Público | Sector Privado | Sector Público | Sector Privado |       |                            |
| <b>Minería</b>                                | --             | 1,044          | --             | 1,075          | --             | 3,207          | 1,709 | 1,732                      |
| <b>Subtotales</b>                             | 1,061          |                | 1,080          |                | 3,218          |                |       |                            |
| <b>Infraestructura General</b>                | 0,679          | 4,127          | 0,602          | 2,960          | 3,195          | 2,520          | 2,231 | 2,267                      |
| <b>Subtotales</b>                             | 1,251          |                | 1,175          |                | 3,046          |                |       |                            |
| <b>Infraestructura Hidráulica - Sanitaria</b> | 0,406          | 3,915          | 0,179          | 3,025          | 0,025          | 1,927          | 0,723 | 0,745                      |
| <b>Subtotales</b>                             | 1,082          |                | 0,904          |                | 0,366          |                |       |                            |
| <b>Infraestructura Urbana</b>                 | --             | 0,488          | 0,436          | 2,696          | 0,000          | 2,319          | 2,352 | 3,066                      |
| <b>Subtotales</b>                             | 2,200          |                | 2,371          |                | 2,319          |                |       |                            |
| <b>Industrias</b>                             | --             | 3,713          | --             | 1,831          | --             | 2,235          | 2,039 | 2,219                      |
| <b>Subtotales</b>                             | 3,753          |                | 1,831          |                | 3,450          |                |       |                            |
| <b>Energía</b>                                | --             | 0,964          | 0,000          | 2,640          | --             | 0,633          | 1,402 | 1,291                      |
| <b>Subtotales</b>                             | 1,056          |                | 2,619          |                | 0,635          |                |       |                            |
| <b>Otras Áreas</b>                            | 0,128          | 0,263          | 0,000          | 1,647          | --             | 0,310          | 0,817 | 0,667                      |
| <b>Subtotales</b>                             | 0,246          |                | 1,178          |                | 1,204          |                |       |                            |
| <b>General</b>                                | 0,769          | 1,276          | 0,429          | 1,516          | 2,253          | 2,399          | 1,680 | 1,717                      |
| <b>Totales</b>                                | 1,155          |                | 1,356          |                | 2,356          |                |       |                            |



*Índice del Promedio Móvil Primer Trimestre 2007*

*Por Áreas Económicas*

(Cuatro Trimestres)

| <i>Áreas Económicas</i>                       | <b>Estudios</b>       |                       | <b>Proyectos</b>      |                       | <b>Inspecciones</b>   |                       | <b>Subtotales</b>     |                       | <b>Total</b> |
|-----------------------------------------------|-----------------------|-----------------------|-----------------------|-----------------------|-----------------------|-----------------------|-----------------------|-----------------------|--------------|
|                                               | <i>Sector Público</i> | <i>Sector Privado</i> | <i>Sector Público</i> | <i>Sector Privado</i> | <i>Sector Público</i> | <i>Sector Privado</i> | <i>Sector Público</i> | <i>Sector Privado</i> |              |
| <i>Minería</i>                                | --                    | 0,912                 | --                    | 1,161                 | --                    | 2,341                 | --                    | 1,484                 | 1,573        |
| <i>Subtotal</i>                               | 0,916                 |                       | 1,162                 |                       | 2,639                 |                       | 1,573                 |                       |              |
| <i>Infraestructura General</i>                | 0,623                 | 4,537                 | 0,618                 | 3,204                 | 3,163                 | 2,574                 | 2,050                 | 2,946                 | 2,250        |
| <i>Subtotal</i>                               | 1,272                 |                       | 1,246                 |                       | 3,033                 |                       | 2,250                 |                       |              |
| <i>Infraestructura Hidráulica - Sanitaria</i> | 0,519                 | 3,963                 | 0,150                 | 2,453                 | 0,102                 | 1,968                 | 0,200                 | 2,543                 | 0,699        |
| <i>Subtotal</i>                               | 1,183                 |                       | 0,737                 |                       | 0,436                 |                       | 0,699                 |                       |              |
| <i>Infraestructura Urbana</i>                 | 5,504                 | 1,886                 | 1,369                 | 2,270                 | --                    | 4,071                 | 2,070                 | 2,489                 | 2,431        |
| <i>Subtotal</i>                               | 2,940                 |                       | 2,140                 |                       | 4,146                 |                       | 2,431                 |                       |              |
| <i>Industrias</i>                             | --                    | 3,263                 | --                    | 2,587                 | --                    | 4,996                 | --                    | 2,786                 | 2,811        |
| <i>Subtotal</i>                               | 3,337                 |                       | 2,587                 |                       | 5,300                 |                       | 2,811                 |                       |              |
| <i>Energía</i>                                | --                    | 1,443                 | 2,098                 | 2,352                 | --                    | 0,341                 | 6,129                 | 1,243                 | 1,257        |
| <i>Subtotal</i>                               | 1,501                 |                       | 2,350                 |                       | 0,342                 |                       | 1,257                 |                       |              |
| <i>Otras Áreas</i>                            | 0,645                 | 0,462                 | 0,000                 | 0,661                 | --                    | 0,363                 | 1,559                 | 0,486                 | 0,641        |
| <i>Subtotal</i>                               | 0,485                 |                       | 0,473                 |                       | 1,069                 |                       | 0,641                 |                       |              |
| <i>Total General</i>                          | 0,749                 | 1,366                 | 0,463                 | 1,612                 | 2,623                 | 1,897                 | 1,554                 | 1,672                 | 1,648        |
| <i>Subtotal General</i>                       | 1,218                 |                       | 1,443                 |                       | 2,109                 |                       | 1,648                 |                       |              |

| <i>Índice del Promedio Móvil Anual</i>        |       |                 |                |                 |                |                 |                |                 |                |                 |                |                 |                |                 |                |                 |                |                 |                |                 |                |                 |                |                 |                |                 |                |          |       |       |       |
|-----------------------------------------------|-------|-----------------|----------------|-----------------|----------------|-----------------|----------------|-----------------|----------------|-----------------|----------------|-----------------|----------------|-----------------|----------------|-----------------|----------------|-----------------|----------------|-----------------|----------------|-----------------|----------------|-----------------|----------------|-----------------|----------------|----------|-------|-------|-------|
| <i>Por Áreas Económicas</i>                   |       |                 |                |                 |                |                 |                |                 |                |                 |                |                 |                |                 |                |                 |                |                 |                |                 |                |                 |                |                 |                |                 |                |          |       |       |       |
| <i>(Cuatro Trimestres)</i>                    |       |                 |                |                 |                |                 |                |                 |                |                 |                |                 |                |                 |                |                 |                |                 |                |                 |                |                 |                |                 |                |                 |                |          |       |       |       |
| <i>Áreas Económicas</i>                       | 1992  | 2000            |                |                 |                | 2001            |                |                 |                | 2002            |                |                 |                | 2003            |                |                 |                | 2004            |                |                 |                | 2005            |                |                 |                | 2006            |                |          |       | 2007  |       |
|                                               |       | <i>1er trim</i> | <i>2º trim</i> | <i>3er trim</i> | <i>4º trim</i> | <i>1er trim</i> | <i>2º trim</i> | <i>3er trim</i> | <i>4º trim</i> | <i>1er trim</i> | <i>2º trim</i> | <i>3er trim</i> | <i>4º trim</i> | <i>1er trim</i> | <i>2º trim</i> | <i>3er trim</i> | <i>4º trim</i> | <i>1er trim</i> | <i>2º trim</i> | <i>3er trim</i> | <i>4º trim</i> | <i>1er trim</i> | <i>2º trim</i> | <i>3er trim</i> | <i>4º trim</i> | <i>1er trim</i> | <i>2º trim</i> | <i>P</i> |       |       |       |
| <i>Minería</i>                                | 1.000 | 0,458           | 0,460          | 0,490           | 0,526          | 0,516           | 0,522          | 0,528           | 0,541          | 0,601           | 0,640          | 0,672           | 0,704          | 0,688           | 0,665          | 0,624           | 0,594          | 0,602           | 0,677          | 0,769           | 0,836          | 0,902           | 0,969          | 0,968           | 0,980          | 1,074           | 1,174          | 1,299    | 1,472 | 1,573 | 1,651 |
| <i>Infraestructura General</i>                | 1.000 | 1,787           | 1,860          | 1,802           | 1,837          | 1,815           | 1,817          | 1,982           | 2,082          | 2,245           | 2,353          | 2,387           | 2,334          | 2,229           | 2,240          | 2,228           | 2,302          | 2,357           | 2,246          | 2,131           | 2,131          | 2,091           | 2,150          | 2,135           | 2,145          | 2,218           | 2,249          | 2,297    | 2,290 | 2,250 | 2,250 |
| <i>Infraestructura Hidráulica - Sanitaria</i> | 1.000 | 1,292           | 1,284          | 1,311           | 1,310          | 1,303           | 1,371          | 1,408           | 1,406          | 1,371           | 1,262          | 1,159           | 1,079          | 1,005           | 0,990          | 0,936           | 0,889          | 0,824           | 0,774          | 0,731           | 0,689          | 0,713           | 0,711          | 0,684           | 0,674          | 0,654           | 0,646          | 0,663    | 0,676 | 0,699 | 0,718 |
| <i>Infraestructura Urbana</i>                 | 1.000 | 1,059           | 1,126          | 1,300           | 1,448          | 1,513           | 1,615          | 1,767           | 1,887          | 2,298           | 2,651          | 2,992           | 3,469          | 4,079           | 4,870          | 5,304           | 5,766          | 5,806           | 5,974          | 5,864           | 5,421          | 4,921           | 3,501          | 3,385           | 2,870          | 2,652           | 2,450          | 2,494    | 2,550 | 2,431 | 2,589 |
| <i>Industria</i>                              | 1.000 | 1,057           | 1,084          | 1,152           | 1,303          | 1,406           | 1,450          | 1,560           | 1,645          | 1,635           | 1,849          | 2,104           | 2,276          | 2,463           | 2,423          | 2,222           | 2,106          | 2,063           | 2,140          | 2,442           | 2,942          | 3,556           | 4,529          | 4,693           | 4,815          | 4,766           | 4,405          | 3,904    | 3,363 | 2,811 | 2,470 |
| <i>Energía</i>                                | 1.000 | 1,291           | 1,046          | 0,882           | 0,849          | 0,911           | 0,991          | 1,021           | 1,000          | 0,958           | 0,950          | 1,003           | 1,084          | 1,118           | 1,150          | 1,151           | 1,153          | 1,184           | 1,199          | 1,165           | 1,045          | 0,920           | 0,736          | 0,811           | 0,907          | 1,049           | 1,151          | 1,166    | 1,206 | 1,257 | 1,281 |
| <i>Otras Áreas</i>                            | 1.000 | 2,341           | 2,661          | 2,531           | 2,443          | 2,079           | 1,571          | 1,325           | 1,032          | 1,114           | 1,424          | 1,818           | 1,909          | 1,979           | 1,669          | 1,098           | 0,853          | 0,591           | 0,534          | 0,588           | 0,628          | 0,604           | 0,750          | 0,682           | 0,689          | 0,629           | 0,576          | 0,590    | 0,559 | 0,641 | 0,627 |
| <i>Total</i>                                  | 1.000 | 0,945           | 0,932          | 0,927           | 0,960          | 0,964           | 0,985          | 1,031           | 1,056          | 1,115           | 1,168          | 1,219           | 1,257          | 1,263           | 1,274          | 1,239           | 1,234          | 1,239           | 1,264          | 1,299           | 1,333          | 1,370           | 1,417          | 1,428           | 1,440          | 1,505           | 1,541          | 1,582    | 1,636 | 1,648 | 1,672 |

Gráfico 4.1: Índice del Promedio Móvil por Áreas Económicas

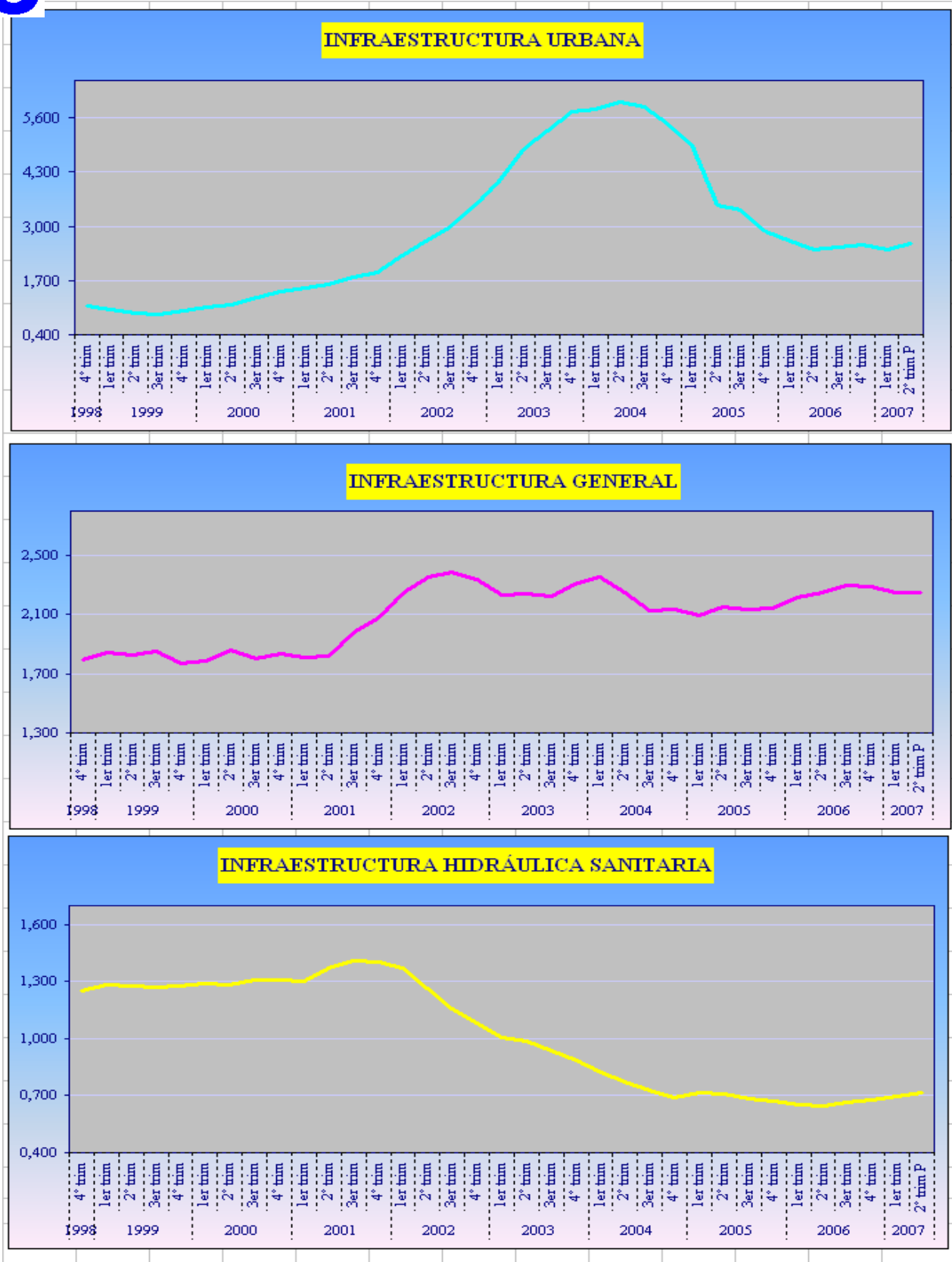




Gráfico 4.2: Índice del Promedio Móvil por Áreas Económicas

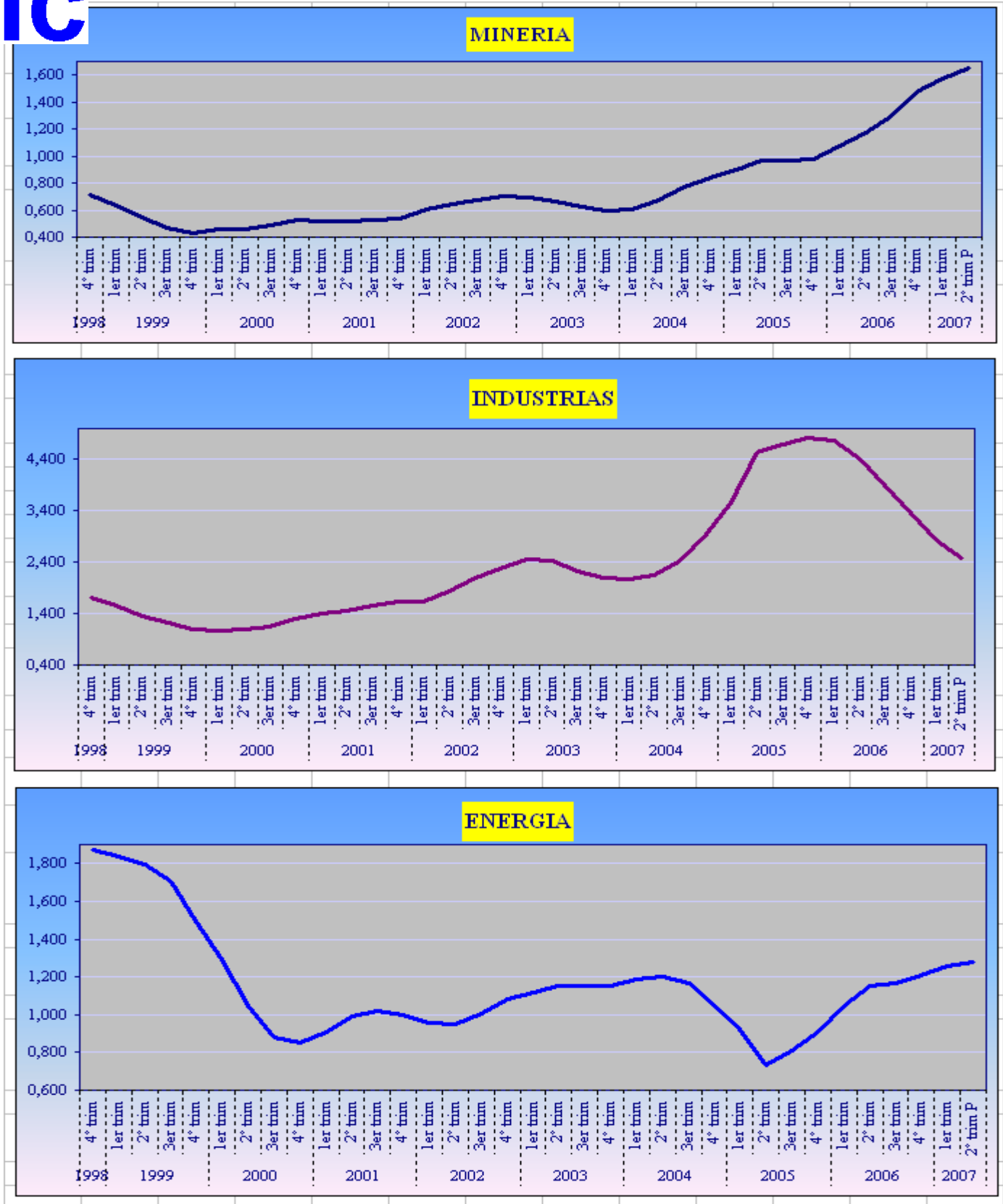


Gráfico 5: Índice del Promedio Móvil por Sectores de Actividad

