

**ASOCIACIÓN DE EMPRESAS CONSULTORAS DE
INGENIERÍA DE CHILE, A.G.**

Índice de Actividad
SECTOR INGENIERÍA DE CONSULTA
Cuarto Trimestre 2004



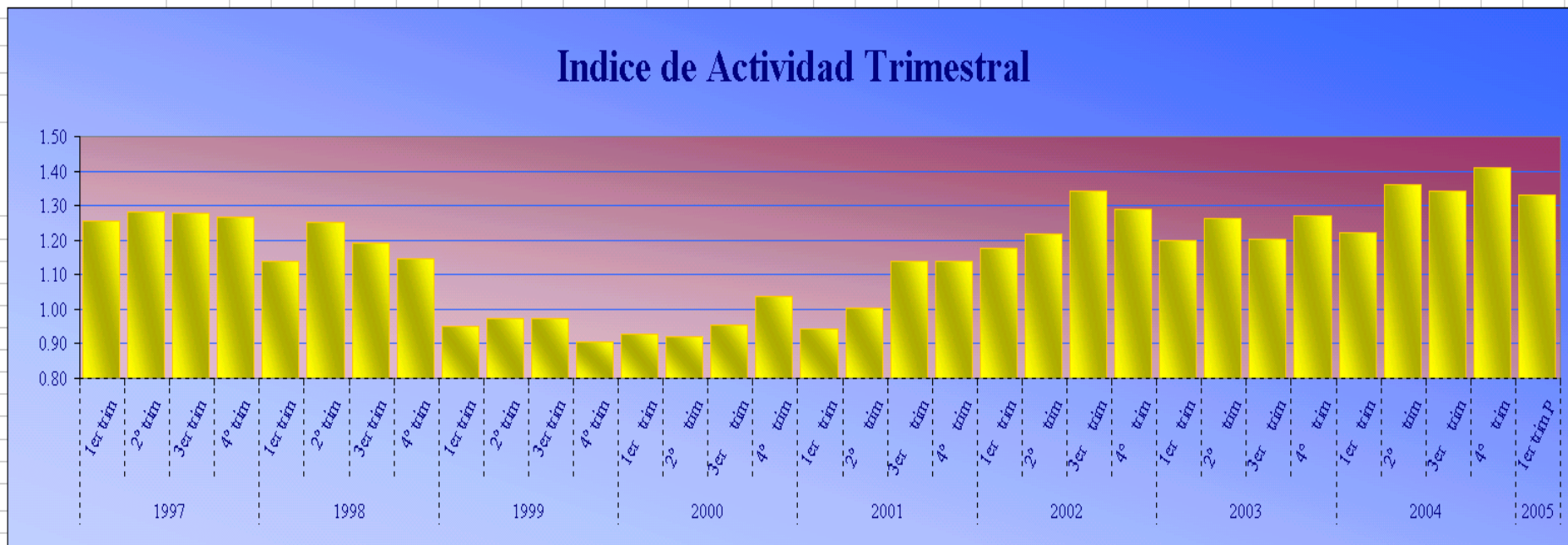
RCB / 24/01/05

Tabla N° 1: Indicador de horas trabajadas en empresas de ingeniería de consulta

| | | Índice Actividad HH | | | | | | | | | | | | | | | | | | | | | | | | | | | | | | | | | |
|--------------|----------|--|----------|---------|----------|---------|----------|---------|----------|---------|----------|---------|----------|---------|----------|---------|----------|---------|----------|---------|----------|---------|----------|---------|----------|---------|----------|---------|----------|---------|----------|---------|----------|---------|------------|
| | | Años: 1996 - 1997 - 1998 - 1999 - 2000 - 2001 - 2002 - 2003 - 2004 | | | | | | | | | | | | | | | | | | | | | | | | | | | | | | | | | |
| | | Muestra de 21 empresas | | | | | | | | | | | | | | | | | | | | | | | | | | | | | | | | | |
| | | 1992 | 1997 | | | | 1998 | | | | 1999 | | | | 2000 | | | | 2001 | | | | 2002 | | | | 2003 | | | | 2004 | | | | 2005 |
| | Sectores | Año Base | 1er trim | 2° trim | 3er trim | 4° trim | 1er trim | 2° trim | 3er trim | 4° trim | 1er trim | 2° trim | 3er trim | 4° trim | 1er trim | 2° trim | 3er trim | 4° trim | 1er trim | 2° trim | 3er trim | 4° trim | 1er trim | 2° trim | 3er trim | 4° trim | 1er trim | 2° trim | 3er trim | 4° trim | 1er trim | 2° trim | 3er trim | 4° trim | 1er trim P |
| Estudios | Público | 1.000 | 0.424 | 0.380 | 0.433 | 0.659 | 0.761 | 0.940 | 0.885 | 1.062 | 1.172 | 1.356 | 1.422 | 1.394 | 1.186 | 1.575 | 1.836 | 2.129 | 1.882 | 1.739 | 1.738 | 1.403 | 1.157 | 0.934 | 1.040 | 1.045 | 0.684 | 0.718 | 0.895 | 1.067 | 0.476 | 0.396 | 0.357 | 0.397 | |
| | Privado | 1.000 | 0.690 | 0.890 | 0.921 | 1.118 | 0.898 | 1.039 | 1.060 | 1.116 | 0.867 | 0.855 | 0.806 | 0.681 | 0.576 | 0.905 | 0.822 | 0.724 | 0.750 | 0.889 | 0.894 | 0.542 | 0.617 | 0.963 | 1.118 | 0.867 | 0.649 | 0.608 | 0.635 | 0.681 | 0.639 | 0.802 | 1.047 | 1.087 | |
| Proyectos | Público | 1.000 | 1.782 | 2.080 | 1.540 | 1.554 | 1.269 | 1.134 | 1.112 | 1.145 | 0.999 | 0.970 | 1.137 | 1.255 | 1.398 | 1.485 | 1.320 | 1.229 | 1.389 | 1.624 | 1.740 | 1.829 | 2.257 | 2.235 | 2.288 | 1.656 | 1.163 | 1.097 | 0.754 | 0.673 | 0.572 | 0.500 | 0.449 | 0.507 | |
| | Privado | 1.000 | 1.354 | 1.391 | 1.427 | 1.276 | 1.096 | 1.188 | 1.067 | 0.976 | 0.751 | 0.815 | 0.813 | 0.727 | 0.761 | 0.678 | 0.865 | 0.968 | 0.805 | 0.868 | 1.057 | 1.145 | 1.062 | 1.122 | 1.201 | 1.263 | 1.296 | 1.299 | 1.162 | 1.221 | 1.054 | 1.299 | 1.416 | 1.578 | |
| Inspecciones | Público | 1.000 | 1.678 | 1.757 | 1.681 | 1.888 | 1.732 | 1.964 | 1.958 | 2.230 | 2.015 | 1.925 | 1.935 | 1.789 | 2.118 | 2.093 | 1.706 | 1.867 | 1.896 | 2.104 | 2.250 | 2.086 | 2.044 | 1.932 | 1.785 | 1.617 | 1.506 | 2.028 | 2.196 | 2.303 | 2.455 | 2.267 | 1.868 | 2.272 | |
| | Privado | 1.000 | 1.031 | 0.879 | 0.978 | 1.034 | 1.057 | 1.219 | 1.219 | 1.035 | 0.877 | 0.873 | 0.829 | 0.789 | 0.688 | 0.636 | 0.646 | 0.747 | 0.620 | 0.561 | 0.664 | 0.698 | 0.898 | 0.903 | 1.236 | 1.271 | 1.171 | 1.236 | 1.250 | 1.372 | 1.528 | 1.688 | 1.494 | 1.270 | |
| Subtotales | Público | 1.000 | 1.546 | 1.690 | 1.457 | 1.595 | 1.425 | 1.512 | 1.493 | 1.662 | 1.517 | 1.488 | 1.564 | 1.534 | 1.720 | 1.793 | 1.578 | 1.662 | 1.704 | 1.874 | 1.988 | 1.896 | 2.003 | 1.910 | 1.873 | 1.553 | 1.264 | 1.499 | 1.475 | 1.520 | 1.476 | 1.346 | 1.127 | 1.351 | |
| | Privado | 1.000 | 1.178 | 1.175 | 1.230 | 1.182 | 1.061 | 1.181 | 1.113 | 1.010 | 0.804 | 0.838 | 0.817 | 0.741 | 0.717 | 0.691 | 0.792 | 0.872 | 0.741 | 0.775 | 0.916 | 0.937 | 0.960 | 1.036 | 1.203 | 1.221 | 1.184 | 1.201 | 1.129 | 1.207 | 1.154 | 1.363 | 1.399 | 1.426 | |
| Total | | 1.000 | 1.255 | 1.282 | 1.277 | 1.268 | 1.137 | 1.250 | 1.192 | 1.146 | 0.952 | 0.973 | 0.973 | 0.906 | 0.926 | 0.921 | 0.956 | 1.037 | 0.942 | 1.004 | 1.140 | 1.137 | 1.178 | 1.218 | 1.342 | 1.290 | 1.201 | 1.263 | 1.201 | 1.272 | 1.221 | 1.360 | 1.342 | 1.411 | 1.330 |

Gráfico 1

p: proyectado

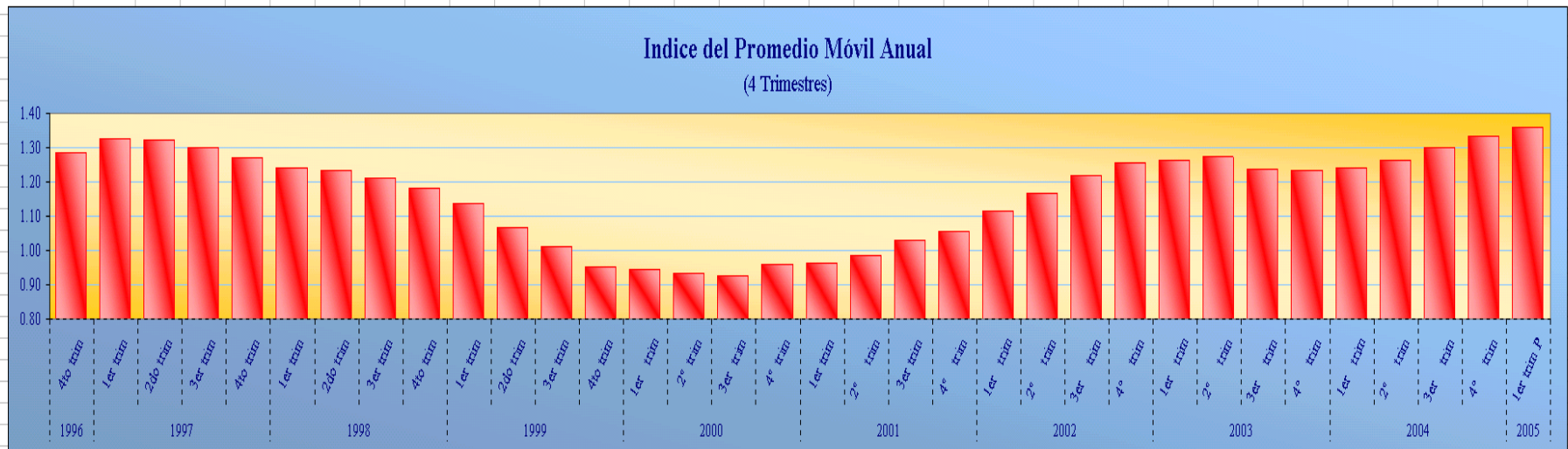


Índice del Promedio Móvil Anual

(4 trimestres, Año 1992=1000)

| | Sector | 1996 | | | | 1997 | | | | 1998 | | | | 1999 | | | | 2000 | | | | 2001 | | | | 2002 | | | | 2003 | | | | 2004 | | | | 2005 |
|--------------|---------|----------|----------|----------|----------|----------|----------|----------|----------|----------|----------|----------|----------|----------|----------|---------|----------|---------|----------|---------|----------|---------|----------|---------|----------|---------|----------|---------|----------|---------|----------|---------|----------|---------|------------|--|--|------|
| | | 4to trim | 1er trim | 2do trim | 3er trim | 4to trim | 1er trim | 2do trim | 3er trim | 4to trim | 1er trim | 2do trim | 3er trim | 4to trim | 1er trim | 2º trim | 3er trim | 4º trim | 1er trim | 2º trim | 3er trim | 4º trim | 1er trim | 2º trim | 3er trim | 4º trim | 1er trim | 2º trim | 3er trim | 4º trim | 1er trim | 2º trim | 3er trim | 4º trim | 1er trim P | | | |
| Estudios | Público | 0.777 | 0.710 | 0.619 | 0.501 | 0.474 | 0.558 | 0.698 | 0.811 | 0.912 | 1.015 | 1.119 | 1.253 | 1.336 | 1.339 | 1.394 | 1.498 | 1.681 | 1.855 | 1.896 | 1.872 | 1.690 | 1.509 | 1.308 | 1.133 | 1.044 | 0.926 | 0.872 | 0.836 | 0.841 | 0.789 | 0.709 | 0.574 | 0.407 | | | | |
| | Privado | 0.798 | 0.823 | 0.832 | 0.868 | 0.904 | 0.956 | 0.994 | 1.028 | 1.028 | 1.020 | 0.974 | 0.911 | 0.802 | 0.730 | 0.742 | 0.746 | 0.757 | 0.800 | 0.796 | 0.814 | 0.769 | 0.736 | 0.754 | 0.810 | 0.891 | 0.899 | 0.810 | 0.690 | 0.643 | 0.641 | 0.689 | 0.792 | 0.894 | | | | |
| Proyectos | Público | 1.729 | 1.784 | 1.854 | 1.780 | 1.739 | 1.611 | 1.374 | 1.268 | 1.165 | 1.098 | 1.057 | 1.063 | 1.090 | 1.190 | 1.319 | 1.365 | 1.338 | 1.356 | 1.391 | 1.496 | 1.646 | 1.863 | 2.015 | 2.152 | 2.109 | 1.835 | 1.551 | 1.167 | 0.922 | 0.774 | 0.625 | 0.549 | 0.507 | | | | |
| | Privado | 1.415 | 1.450 | 1.432 | 1.421 | 1.362 | 1.298 | 1.247 | 1.157 | 1.082 | 0.996 | 0.902 | 0.839 | 0.777 | 0.779 | 0.745 | 0.758 | 0.818 | 0.829 | 0.877 | 0.925 | 0.969 | 1.033 | 1.097 | 1.133 | 1.162 | 1.221 | 1.265 | 1.255 | 1.244 | 1.184 | 1.184 | 1.248 | 1.337 | | | | |
| Inspecciones | Público | 1.530 | 1.624 | 1.687 | 1.716 | 1.751 | 1.764 | 1.816 | 1.886 | 1.971 | 2.042 | 2.032 | 2.026 | 1.916 | 1.942 | 1.984 | 1.926 | 1.946 | 1.890 | 1.893 | 2.029 | 2.084 | 2.121 | 2.078 | 1.961 | 1.844 | 1.710 | 1.734 | 1.837 | 2.008 | 2.246 | 2.306 | 2.223 | 2.216 | | | | |
| | Privado | 1.035 | 1.078 | 1.053 | 1.000 | 0.980 | 0.987 | 1.072 | 1.132 | 1.133 | 1.088 | 1.001 | 0.904 | 0.842 | 0.795 | 0.735 | 0.690 | 0.679 | 0.663 | 0.644 | 0.648 | 0.636 | 0.705 | 0.791 | 0.934 | 1.077 | 1.145 | 1.229 | 1.232 | 1.257 | 1.346 | 1.459 | 1.520 | 1.495 | | | | |
| Subtotales | Público | 1.502 | 1.560 | 1.604 | 1.574 | 1.572 | 1.542 | 1.497 | 1.506 | 1.523 | 1.546 | 1.540 | 1.558 | 1.526 | 1.576 | 1.653 | 1.656 | 1.688 | 1.684 | 1.704 | 1.807 | 1.865 | 1.940 | 1.949 | 1.920 | 1.835 | 1.650 | 1.547 | 1.448 | 1.440 | 1.493 | 1.454 | 1.367 | 1.325 | | | | |
| | Privado | 1.226 | 1.263 | 1.246 | 1.227 | 1.191 | 1.162 | 1.164 | 1.135 | 1.091 | 1.027 | 0.941 | 0.867 | 0.800 | 0.778 | 0.742 | 0.735 | 0.768 | 0.774 | 0.795 | 0.826 | 0.842 | 0.897 | 0.963 | 1.034 | 1.105 | 1.161 | 1.202 | 1.184 | 1.180 | 1.173 | 1.213 | 1.281 | 1.336 | | | | |
| Total | | 1.284 | 1.325 | 1.321 | 1.300 | 1.271 | 1.241 | 1.233 | 1.212 | 1.181 | 1.135 | 1.066 | 1.011 | 0.951 | 0.945 | 0.932 | 0.927 | 0.960 | 0.964 | 0.985 | 1.031 | 1.056 | 1.115 | 1.168 | 1.219 | 1.257 | 1.263 | 1.274 | 1.239 | 1.234 | 1.239 | 1.264 | 1.299 | 1.333 | 1.361 | | | |

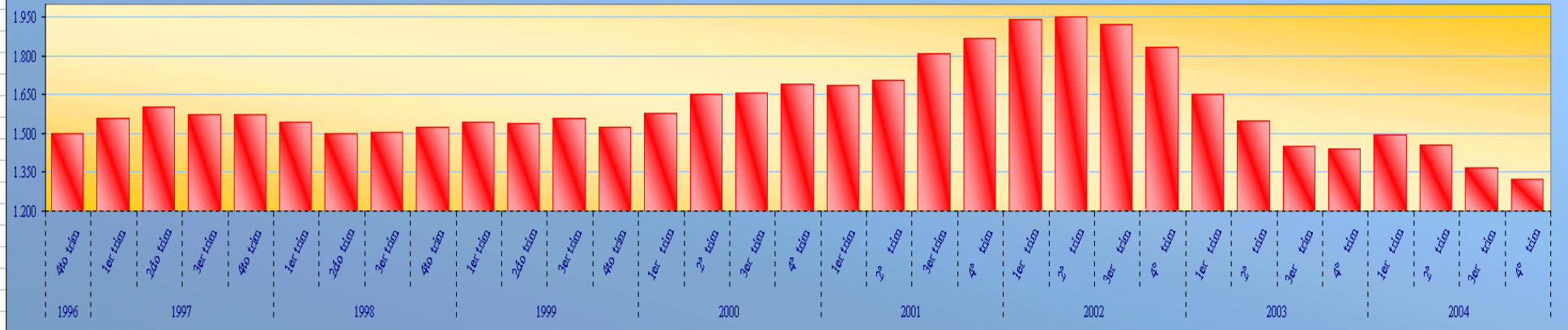
Gráfico 2



Indice del Promedio Móvil Anual

Sector Público

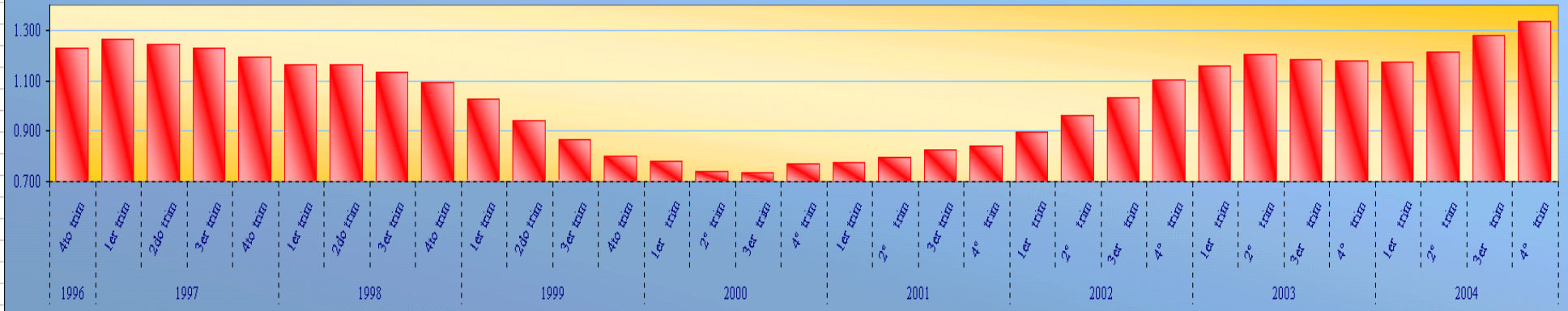
(4 Trimestres)



Indice del Promedio Móvil Anual

Sector Privado

(4 Trimestres)



Nota: el Sector Privado incluye las horas hombre contratadas por privados y también empresas autónomas del Estado, incluyendo Codelco, Enap, Enami, EFE, empresas sanitarias privatizadas y otras.

**Índice de Actividad Cuarto Trimestre 2004
por Áreas Económicas**

(Año Base 1992=1000)

| <i>Áreas Económicas</i> | <i>Estudios</i> | | <i>Proyectos</i> | | <i>Inspecciones</i> | | <i>Total</i> | <i>Proyección 1er trim 2005</i> |
|---|---------------------------|---------------------------|---------------------------|---------------------------|---------------------------|---------------------------|--------------|---|
| | <i>Sector Público</i> | <i>Sector Privado</i> | <i>Sector Público</i> | <i>Sector Privado</i> | <i>Sector Público</i> | <i>Sector Privado</i> | | |
| <i>Minería</i> | -- | 0.641 | -- | 0.873 | -- | 1.122 | 0.929 | 0.892 |
| <i>Subtotales</i> | 0.641 | | 0.875 | | 1.137 | | | |
| <i>Infraestructura General</i> | 0.313 | 3.152 | 0.646 | 3.786 | 3.148 | 2.632 | 2.262 | 2.097 |
| <i>Subtotales</i> | 0.783 | | 1.408 | | 3.034 | | | |
| <i>Infraestructura Hidráulica - Sanitaria</i> | 0.342 | 5.783 | 0.369 | 1.529 | 0.229 | 1.196 | 0.694 | 0.688 |
| <i>Subtotales</i> | 1.390 | | 0.665 | | 0.402 | | | |
| <i>Infraestructura Urbana</i> | -- | 12.030 | 0.037 | 1.786 | 0.000 | 19.938 | 4.307 | 3.218 |
| <i>Subtotales</i> | 9.068 | | 1.534 | | 20.679 | | | |
| <i>Industrias</i> | -- | 0.960 | -- | 4.594 | -- | 0.574 | 4.136 | 4.357 |
| <i>Subtotales</i> | 0.960 | | 4.594 | | 0.574 | | | |
| <i>Energía</i> | -- | 0.559 | 1.585 | 1.536 | -- | 0.222 | 0.742 | 0.696 |
| <i>Subtotales</i> | 0.559 | | 1.536 | | 0.222 | | | |
| <i>Otras Áreas</i> | 1.811 | 0.169 | 0.000 | 0.061 | -- | 0.205 | 0.533 | 0.411 |
| <i>Subtotales</i> | 0.378 | | 0.044 | | 1.347 | | | |
| <i>General</i> | 0.397 | 1.088 | 0.507 | 1.578 | 2.272 | 1.270 | 1.411 | 1.330 |
| <i>Totales</i> | 0.922 | | 1.420 | | 1.563 | | | |

Índice del Promedio Móvil Cuarto Trimestre 2004

Por Áreas Económicas

(Cuatro Trimestres)

| <i>Áreas Económicas</i> | <i>Estudios</i> | | <i>Proyectos</i> | | <i>Inspecciones</i> | | <i>Subtotales</i> | | <i>Total</i> |
|---|-----------------------|-----------------------|-----------------------|-----------------------|-----------------------|-----------------------|-----------------------|-----------------------|--------------|
| | <i>Sector Público</i> | <i>Sector Privado</i> | <i>Sector Público</i> | <i>Sector Privado</i> | <i>Sector Público</i> | <i>Sector Privado</i> | <i>Sector Público</i> | <i>Sector Privado</i> | |
| <i>Minería</i> | -- | 0.521 | -- | 0.669 | -- | 1.268 | -- | 0.831 | 0.836 |
| <i>Subtotal</i> | 0.521 | | 0.671 | | 1.282 | | 0.836 | | |
| <i>Infraestructura General</i> | 0.410 | 2.502 | 0.647 | 3.800 | 3.020 | 2.034 | 1.958 | 2.734 | 2.131 |
| <i>Subtotal</i> | 0.756 | | 1.413 | | 2.803 | | 2.131 | | |
| <i>Infraestructura Hidráulica - Sanitaria</i> | 0.322 | 4.988 | 0.354 | 1.758 | 0.234 | 1.264 | 0.298 | 2.129 | 0.689 |
| <i>Subtotal</i> | 1.221 | | 0.712 | | 0.418 | | 0.689 | | |
| <i>Infraestructura Urbana</i> | -- | 10.450 | 0.241 | 2.715 | -- | 23.952 | 1.563 | 6.039 | 5.421 |
| <i>Subtotal</i> | 7.933 | | 2.359 | | 25.238 | | 5.421 | | |
| <i>Industrias</i> | -- | 0.870 | -- | 3.173 | -- | 1.496 | -- | 2.942 | 2.942 |
| <i>Subtotal</i> | 0.870 | | 3.173 | | 1.496 | | 2.942 | | |
| <i>Energía</i> | -- | 0.462 | 0.774 | 1.874 | -- | 0.669 | 0.780 | 1.045 | 1.045 |
| <i>Subtotal</i> | 0.462 | | 1.865 | | 0.669 | | 1.045 | | |
| <i>Otras Áreas</i> | 0.927 | 0.305 | 0.000 | 0.071 | -- | 0.238 | 3.047 | 0.219 | 0.628 |
| <i>Subtotal</i> | 0.383 | | 0.051 | | 1.679 | | 0.628 | | |
| <i>Total General</i> | 0.407 | 0.894 | 0.507 | 1.337 | 2.216 | 1.495 | 1.325 | 1.336 | 1.333 |
| <i>Subtotal General</i> | 0.777 | | 1.215 | | 1.705 | | 1.333 | | |

| <i>Índice del Promedio Móvil Anual</i> | | | | | | | | | | | | | | | | | | | | | | | | | | | |
|---|-------|---------|----------|---------|----------|---------|----------|---------|----------|---------|----------|---------|----------|---------|----------|---------|----------|---------|----------|---------|----------|---------|----------|---------|----------|---------|------------|
| <i>Por Áreas Económicas</i> | | | | | | | | | | | | | | | | | | | | | | | | | | | |
| <i>(Cuatro Trimestres)</i> | | | | | | | | | | | | | | | | | | | | | | | | | | | |
| <i>Áreas Económicas</i> | 1992 | 1998 | 1999 | | | | 2000 | | | | 2001 | | | | 2002 | | | | 2003 | | | | 2004 | | | | 2005 |
| | | 4º trim | 1er trim | 2º trim | 3er trim | 4º trim | 1er trim | 2º trim | 3er trim | 4º trim | 1er trim | 2º trim | 3er trim | 4º trim | 1er trim | 2º trim | 3er trim | 4º trim | 1er trim | 2º trim | 3er trim | 4º trim | 1er trim | 2º trim | 3er trim | 4º trim | 1er trim P |
| <i>Minería</i> | 1,000 | 0.713 | 0.631 | 0.543 | 0.470 | 0.430 | 0.458 | 0.460 | 0.490 | 0.526 | 0.516 | 0.522 | 0.528 | 0.541 | 0.601 | 0.640 | 0.672 | 0.704 | 0.688 | 0.665 | 0.624 | 0.594 | 0.602 | 0.677 | 0.769 | 0.836 | 0.893 |
| <i>Infraestructura General</i> | 1,000 | 1.795 | 1.847 | 1.829 | 1.850 | 1.769 | 1.787 | 1.860 | 1.802 | 1.837 | 1.815 | 1.817 | 1.982 | 2.082 | 2.245 | 2.353 | 2.387 | 2.334 | 2.229 | 2.240 | 2.228 | 2.302 | 2.357 | 2.246 | 2.131 | 2.131 | 2.090 |
| <i>Infraestructura Hidráulica - Sanitaria</i> | 1,000 | 1.252 | 1.281 | 1.280 | 1.270 | 1.279 | 1.292 | 1.284 | 1.311 | 1.310 | 1.303 | 1.371 | 1.408 | 1.406 | 1.371 | 1.262 | 1.159 | 1.079 | 1.005 | 0.990 | 0.936 | 0.889 | 0.824 | 0.774 | 0.731 | 0.689 | 0.708 |
| <i>Infraestructura Urbana</i> | 1,000 | 1.100 | 1.004 | 0.915 | 0.884 | 0.969 | 1.059 | 1.126 | 1.300 | 1.448 | 1.513 | 1.615 | 1.767 | 1.887 | 2.298 | 2.651 | 2.992 | 3.469 | 4.079 | 4.870 | 5.304 | 5.766 | 5.806 | 5.974 | 5.864 | 5.421 | 4.800 |
| <i>Industria</i> | 1,000 | 1.700 | 1.556 | 1.351 | 1.219 | 1.104 | 1.057 | 1.084 | 1.152 | 1.303 | 1.406 | 1.450 | 1.560 | 1.645 | 1.635 | 1.849 | 2.104 | 2.276 | 2.463 | 2.423 | 2.222 | 2.106 | 2.063 | 2.140 | 2.442 | 2.942 | 3.534 |
| <i>Energía</i> | 1,000 | 1.873 | 1.837 | 1.794 | 1.701 | 1.497 | 1.291 | 1.046 | 0.882 | 0.849 | 0.911 | 0.991 | 1.021 | 1.000 | 0.958 | 0.950 | 1.003 | 1.084 | 1.118 | 1.150 | 1.151 | 1.153 | 1.184 | 1.199 | 1.165 | 1.045 | 0.936 |
| <i>Otras Áreas</i> | 1,000 | 1.506 | 1.588 | 1.613 | 1.781 | 2.052 | 2.341 | 2.661 | 2.531 | 2.443 | 2.079 | 1.571 | 1.325 | 1.032 | 1.114 | 1.424 | 1.818 | 1.909 | 1.979 | 1.669 | 1.098 | 0.853 | 0.591 | 0.534 | 0.588 | 0.628 | 0.524 |
| <i>Total</i> | 1,000 | 1.181 | 1.135 | 1.066 | 1.011 | 0.951 | 0.945 | 0.932 | 0.927 | 0.960 | 0.964 | 0.985 | 1.031 | 1.056 | 1.115 | 1.168 | 1.219 | 1.257 | 1.263 | 1.274 | 1.239 | 1.234 | 1.239 | 1.264 | 1.299 | 1.333 | 1.361 |

Gráfico 4

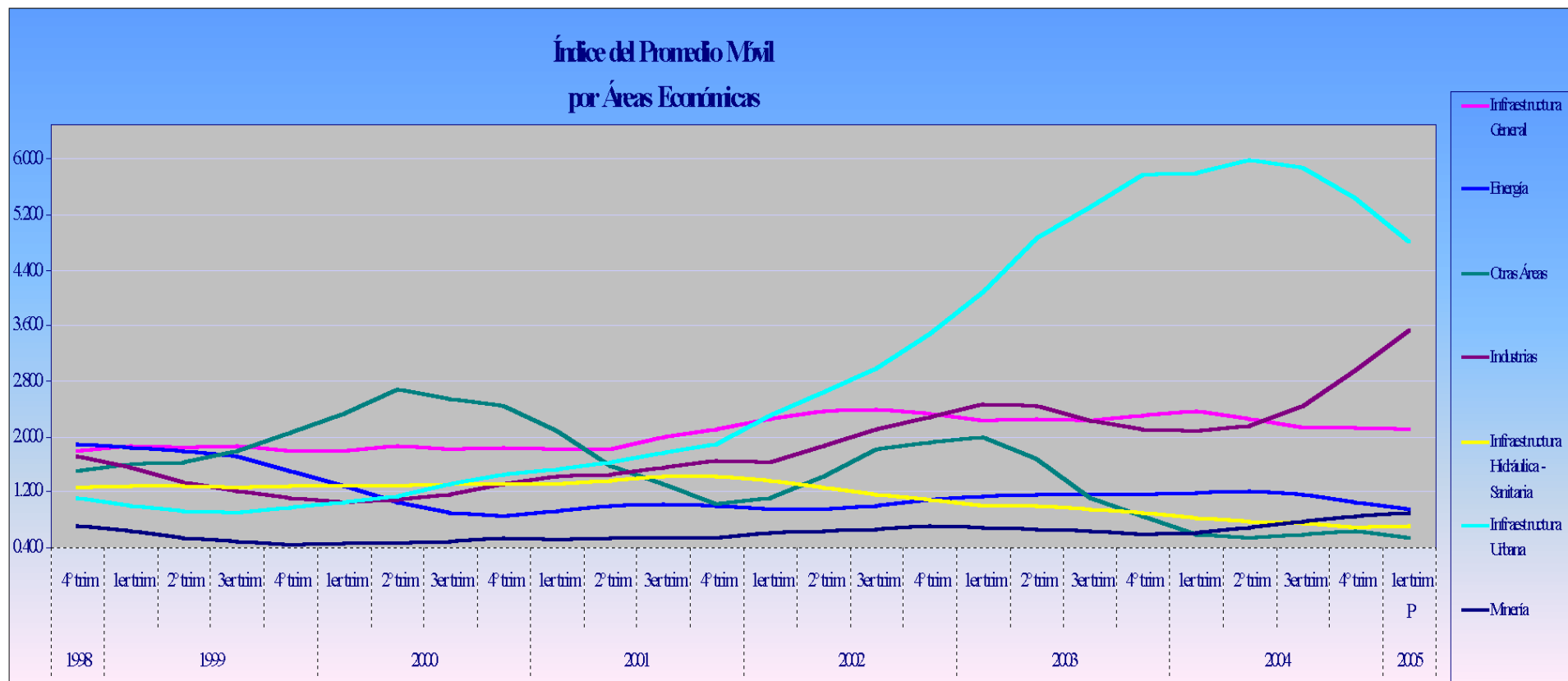


Gráfico 5

